

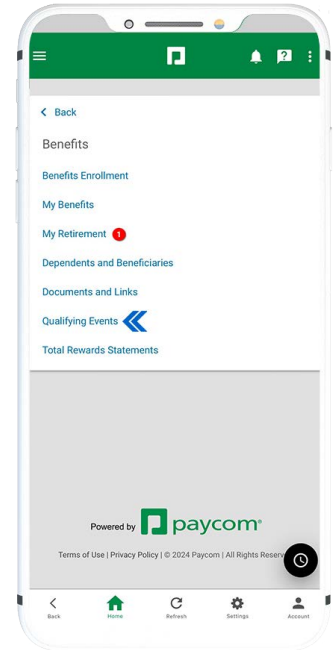
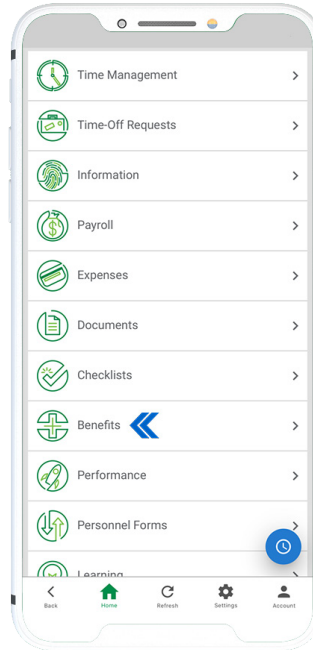
Show Me How

to Add a Qualifying Event

BENEFITS ADMINISTRATION

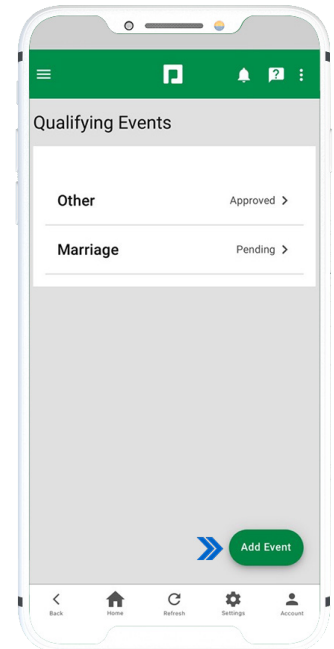
STEP 1

Log in to Employee Self-Service® and navigate to Benefits > Qualifying Events.



STEP 2

Tap "Add Event" to add a qualifying event.



EMPLOYEES

Visit the Help Menu for the most up-to-date version of this guide.

Show Me How

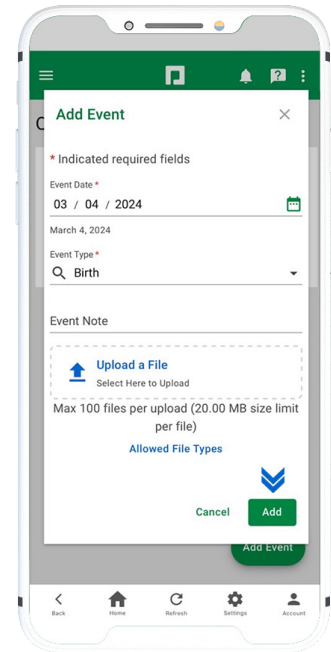
to Add a Qualifying Event

BENEFITS ADMINISTRATION

STEP 3

Add the date and any additional notes or documents. When finished, tap "Add."

Your employer will review your event type and approve it or follow up for more information.



EMPLOYEES

Visit the Help Menu for the most up-to-date version of this guide.